



5000 SERIES

450LBS



FEATURES

KINGPIN: 9/16" diameter coined rivet
RACEWAY: 1/4" diameter upper race; 1/4" diameter lower race
BUSHING: Ball, delrin, nylon, precision, roller or steel bearing
AXLE&NUT: 3/8" diameter axle and lock nut

FINISH: Corrosion resistant bright zinc
HARDENED: Washers
SPECIAL: Wide variety of tread sizes and stems available
LEG SPACING: 1 3/4"

EXCELLENT FOR:

- Medium duty uses
- Stock trucks
- Mobile warehousing equipment
- Institutional uses
- Housekeeping & linen carts
- Material handling equipment
- Bakery equipment
- Hospital & medical equipment
- Store fixtures

OPTIONS:

- iLK Directional and Wheel iLock
- iLKW Wheel Only iLock
- iLKS Swivel Only iLock
- TLB Top Locking Brake
- BB Ball Bearing
- (SR, SRG, U and UG)
- DB Delrin Bearing
- DC Dust Cap for raceway
- RB Roller Bearing
- (for 1 1/2" tread wheels)
- C Raceway Seal
- EXP Expandable Stems
- HO Bolt Hole (for threaded stems)
- HT Heat Treated Yoke
- PB Precision Ball Bearing
- (3", 4", & 5" PROF, PTN, PLY wheels)
- TG Thread Guards
- Z Zerk in Axle

FINISHES:

- 50?4F Black Flat
 - 50?4G Black Gloss
 - 50?4I Black Ionic
 - 50?1 Brass Lacquer
 - 50?2 Chrome
 - 50?5 Yellow Chromate
- Inquiries on other finishes welcome

SPECIAL:

- Moisture friendly
- Maintenance free



WHEEL **CASTER** **PART NUMBER**

Diameter	Tread Width	Capacity Lbs.	Bearing Type	Swivel Radius	Overall Height	Wheel Type	Swivel	Caster Weight (lbs)	Rigid	Caster Weight (lbs)
3"	1 1/4"	200	Steel	2 7/8"	4"	High Temp Phenolic (475°)	S5033-***-HTPH	1.40	R5033-***-HTPH	1.09
		200	Nylon			Soft Rubber	S5033-***-SR	1.38	R5033-***-SR	1.06
		225	Plain			ProTech™ Flat	S5033-***-PROF	1.15	R5033-***-PROF	0.84
		225	Precision			ProTech™ Flat - PB - TG	S5033-***-PROF-PB-TG	1.20	R5033-***-PROF-PB-TG	0.88
		225	Precision			ProTech™ Flat Blue - PB - TG	S5033-***-PROFB-PB-TG	1.20	R5033-***-PROFB-PB-TG	0.88
		250	Nylon			Hard Rubber	S5033-***-HR	1.38	R5033-***-HR	1.06
		250	Steel			Hard Rubber Grey	S5033-***-HRG	1.46	R5033-***-HRG	1.15
		250	Plain			Polyolefin	S5033-***-PO	1.06	R5033-***-PO	0.74
		250	Nylon			Soft Rubber Grey	S5033-***-SRG	1.41	R5033-***-SRG	1.10
		300	Precision			Moldon Poly. Urethane	S5033-***-PLY-PB-TG	1.22	R5033-***-PLY-PB-TG	0.90
		300	Nylon			Retort	S5033-***-RET	1.20	R5033-***-RET	0.89
		300	Steel			Solid Steel	S5033-***-SS	1.90	R5033-***-SS	1.59
		300	Steel			V Groove	S5033-***-VG	2.20	R5033-***-VG	1.89
		350	Nylon			Envirothane™	S5033-***-U	1.23	R5033-***-U	0.92
		350	Nylon			Envirothane™ Grey	S5033-***-UG	1.23	R5033-***-UG	0.92
		400	Steel			Phenolic	S5033-***-PH	1.29	R5033-***-PH	0.98
450	Steel	Lava™	S5033-***-LV	1.39	R5033-***-LV	1.08				
450	Steel	RollX™	S5033-***-RX	1.39	R5033-***-RX	1.07				
	1 1/2"	450	Precision	2 7/8"	4"	ProThane™	S5033-***-1 1/2PTN-PB	1.87	R5033-***-1 1/2PTN-PB	1.55
4"	1 1/4"	250	Steel	3 5/16"	5"	Hard Rubber Grey	S5043-***-HRG	2.20	R5043-***-HRG	1.51
		250	Steel			High Temp Phenolic (475°)	S5043-***-HTPH	2.22	R5043-***-HTPH	1.52
		250	Annular			Moldon Alum. Rubber	S5043-***-MAR-AB	2.06	R5043-***-MAR-AB	1.36
		250	Nylon			Soft Rubber	S5043-***-SR	2.03	R5043-***-SR	1.34
		250	Nylon			Soft Rubber Grey	S5043-***-SRG	2.03	R5043-***-SRG	1.34
		275	Plain			ProTech™ Flat	S5043-***-PROF	1.68	R5043-***-PROF	1.00
		275	Precision			ProTech™ Flat - PB - TG	S5043-***-PROF-PB-TG	1.76	R5043-***-PROF-PB-TG	1.06
		275	Precision			ProTech™ Flat Blue - PB - TG	S5043-***-PROFB-PB-TG	1.76	R5043-***-PROFB-PB-TG	1.06
		300	Precision			Moldon Poly. Urethane	S5043-***-PLY-PB-TG	1.86	R5043-***-PLY-PB-TG	1.16
		300	Steel			Solid Steel	S5043-***-SS	3.21	R5043-***-SS	2.52
		350	Nylon			Retort	S5043-***-RET	1.73	R5043-***-RET	1.04
		350	Nylon			Envirothane™	S5043-***-U	1.80	R5043-***-U	1.11
		350	Nylon			Envirothane™ Grey	S5043-***-UG	1.80	R5043-***-UG	1.11
		400	Steel			Phenolic	S5043-***-PH	2.00	R5043-***-PH	1.31
		400	Steel			Polyolefin	S5043-***-1 1/2PO	1.54	R5043-***-1 1/2PO	0.84
		450	Steel			Lava™	S5043-***-LV	2.03	R5043-***-LV	1.34
450	Steel	RollX™	S5043-***-RX	2.03	R5043-***-RX	1.33				
	1 3/8"	250	Precision	3 5/16"	5"	Alprene	S5043-***-APR-PB-TG	1.90	R5043-***-APR-PB-TG	1.20
	1 1/2"	275	Precision	3 5/16"	5"	ProTech™ Crown - PB	S5043-***-1 1/2PRO-PB-TG	1.91	R5043-***-1 1/2PRO-PB-TG	1.21
		450	Precision			ProThane™	S5043-***-1 1/2PTN-PB	2.65	R5043-***-1 1/2PTN-PB	1.95

* Caster weight based on Standard Plate
 * See stem options for overall height (OH) differences

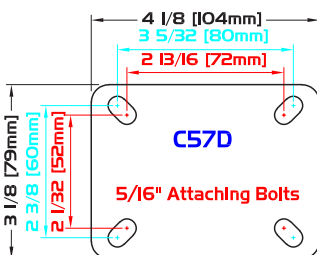
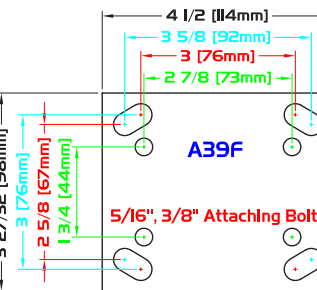
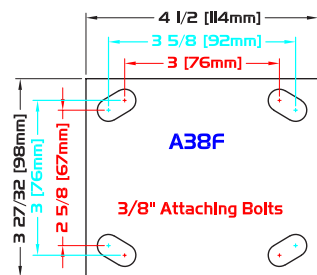
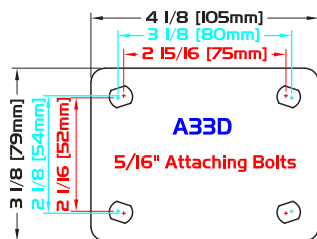
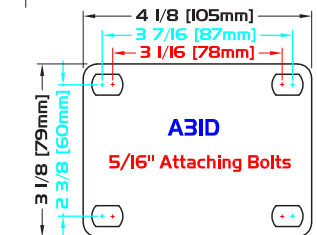
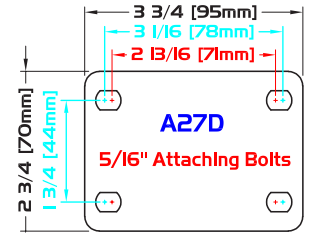


COMPONENT

STANDARD PLATE: A27D

D - Plate Thickness: 3/32"

PLATE DIAGRAMS



WHEEL

CASTER

PART NUMBER

Diameter	Tread Width	Capacity Lbs.	Bearing Type	Swivel Radius	Overall Height	Wheel Type	Swivel	Caster Weight (lbs)	Rigid	Caster Weight (lbs)
5"	1 1/4"	250	Nylon	4 1/16"	6"	Soft Rubber	S5053-***-SR	2.70	R5053-***-SR	2.04
		250	Nylon			Soft Rubber Grey	S5053-***-SRG	2.70	R5053-***-SRG	2.04
		275	Annular			Moldon Alum. Rubber	S5053-***-MAR-AB	2.44	R5053-***-MAR-AB	1.76
		275	Plain			Polyolefin	S5053-***-1/2PO	1.90	R5053-***-1/2PO	1.23
		275	Nylon			ProTech™ Flat	S5053-***-PROF	2.49	R5053-***-PROF	1.83
		275	Precision			ProTech™ Flat - PB - TG	S5053-***-PROF-PB-TG	2.03	R5053-***-PROF-PB-TG	1.36
		275	Precision			ProTech™ Flat Blue - PB-TG	S5053-***-PROFB-PB-TG	2.03	R5053-***-PROFB-PB-TG	1.36
		300	Steel			High Temp Phenolic (475°)	S5053-***-HTPH	2.92	R5053-***-HTPH	2.26
		300	Precision			Moldon Poly. Urethane	S5053-***-PLY-PB-TG	2.17	R5053-***-PLY-PB-TG	1.50
		350	Steel			Solid Steel	S5053-***-SS	3.54	R5053-***-SS	2.88
		350	Nylon			Envirothane™	S5053-***-U	3.00	R5053-***-U	2.33
		350	Nylon			Envirothane™ Grey	S5053-***-UG	3.00	R5053-***-UG	2.33
		400	Steel			Phenolic	S5053-***-PH	2.57	R5053-***-PH	1.91
		400	Nylon			Retort	S5053-***-RET	2.83	R5053-***-RET	2.16
		450	Plain			Lava™	S5053-***-LV	2.42	R5053-***-LV	1.76
		450	Plain			RollX™	S5053-***-RX	2.42	R5053-***-RX	1.75
5"	1 1/2"	325	Precision	4 1/16"	6"	ProTech™ Black Crown - PB	S5053-***-1/2PROBL-PB-TG	2.13	R5053-***-1/2PROBL-PB-TG	1.47
		450	Precision			Prothane™	S5053-***-1/2PTN-PB	3.35	R5053-***-1/2PTN-PB	2.69
6"	1 1/2"	375	Delrin	4 1/2"	7"	ProTech™ Flat	S5063-***-1/2PROF-DB	2.44	R5063-***-1/2PROF-DB	1.76
		375	Roller			ProTech™ Flat	S5063-***-1/2PROF-RB	2.64	R5063-***-1/2PROF-RB	1.96
		450	Roller			High Temp Phenolic (475°)	S5063-***-1/2HTPH-RB	3.62	R5063-***-1/2HTPH-RB	2.94
		450	Delrin			Moldon Alum. Urethane	S5063-***-1/2MAU-DB	3.00	R5063-***-1/2MAU-DB	2.32
		450	Roller			Moldon Alum. Urethane	S5063-***-1/2MAU-RB	3.20	R5063-***-1/2MAU-RB	2.52
		450	Delrin			Moldon Poly. Urethane	S5063-***-1/2MPU-DB	2.60	R5063-***-1/2MPU-DB	1.92
		450	Roller			Moldon Poly. Urethane	S5063-***-1/2MPU-RB	2.80	R5063-***-1/2MPU-RB	2.12
		450	Delrin			Moldon Rubber	S5063-***-1/2MR-DB	4.52	R5063-***-1/2MR-DB	3.84
		450	Roller			Moldon Rubber	S5063-***-1/2MR-RB	4.72	R5063-***-1/2MR-RB	4.04
		450	Delrin			Nyroll™	S5063-***-1/2NYN-DB	2.74	R5063-***-1/2NYN-DB	2.06
		450	Roller			Nyroll™	S5063-***-1/2NYN-RB	2.94	R5063-***-1/2NYN-RB	2.26
		450	Delrin			Phenolic	S5063-***-1/2PH-DB	2.88	R5063-***-1/2PH-DB	2.20
		450	Roller			Phenolic	S5063-***-1/2PH-RB	3.08	R5063-***-1/2PH-RB	2.40
		450	Delrin			Polyolefin	S5063-***-1/2PO-DB	2.50	R5063-***-1/2PO-DB	1.82
		450	Roller			Polyolefin	S5063-***-1/2PO-RB	2.70	R5063-***-1/2PO-RB	2.02
		450	Delrin			Solid Steel	S5063-***-1/2SS-DB	5.70	R5063-***-1/2SS-DB	5.02
		450	Roller			Solid Steel	S5063-***-1/2SS-RB	5.90	R5063-***-1/2SS-RB	5.22
		450	Delrin			Envirothane™	S5063-***-1/2U-DB	2.88	R5063-***-1/2U-DB	2.20
		450	Roller			Envirothane™	S5063-***-1/2U-RB	3.08	R5063-***-1/2U-RB	2.40
		450	Delrin			Envirothane™ Grey	S5063-***-1/2UG-DB	2.88	R5063-***-1/2UG-DB	2.20
		450	Precision			Envirothane™ Grey	S5063-***-1/2UG-PB	3.17	R5063-***-1/2UG-PB	2.49
		450	Roller			Envirothane™ Grey	S5063-***-1/2UG-RB	3.08	R5063-***-1/2UG-RB	2.40
		450	Delrin			Moldon Urethane	S5063-***-1/2UR-DB	4.68	R5063-***-1/2UR-DB	4.00
		450	Roller			Moldon Urethane	S5063-***-1/2UR-RB	4.88	R5063-***-1/2UR-RB	4.20

* Caster weight based on Standard Plate
* See stem options for overall height (OH) differences

DUAL WHEEL



STEMS

EXPANDABLE LENGTH:
METRIC LENGTH:
THREADED LENGTH:

vary
4"
vary

ROUND LENGTH:
BOLT HOLE DIAMETER:

4"
vary



RD EXP Stem



SQ EXP Stem

-.0625 [1.59mm] To Std OH



Metric Stem



Threaded Stem



Round Stem

-.0625 [1.59mm] To Std OH

EXPANDABLE ROUND STEMS

***	DIAMETER	LENGTH	TYPE
3/4RDEXP	3/4"	3 1/8"	Rubber
7/8RDEXP	7/8"	3 1/8"	Rubber
1RDEXP	1"	4 1/4"	Rubber
1 1/8RDEXP	1 1/8"	4 1/4"	Rubber
1 3/8RDEXP	1 3/8"	4 1/4"	Rubber
1 1/2RDEXP	1 1/2"	4 1/4"	Rubber

EXPANDABLE SQUARE STEMS

***	DIAMETER	LENGTH	TYPE
3/4SQEXP	3/4"	3 1/8"	Rubber
7/8SQEXP	7/8"	3 1/8"	Rubber
1SQEXP	1"	4 1/4"	Rubber
1 1/8SQEXP	1 1/8"	4 1/4"	Rubber
1 1/4SQEXP	1 1/4"	4 1/4"	Rubber
1 3/8SQEXP	1 3/8"	4 1/4"	Rubber
1 1/2SQEXP	1 1/2"	4 1/4"	Rubber

METRIC STEMS

-.0625" [1.59mm] To Std OH

***	DIAMETER	THREAD SIZE	LENGTH
M12-1.75X4HO	12mm	1.75	4"
M14-2X4HO	14mm	2.0	4"
M16-2X4HO	16mm	2.0	4"
M18-2.5X4HO	18mm	2.5	4"
M20-2.5X4HO	20mm	2.5	4"
M22-2.5X4HO	22mm	2.5	4"
M24-3X4HO	24mm	3.0	4"
M27-3X4HO	27mm	3.0	4"

THREADED STEMS

-.0625" [1.59mm] To Std OH

***	DIAMETER	LENGTH	TYPE
3/8-16X?HO	3/8"	ANY	NC
3/8-24X?HO	3/8"	ANY	NF
7/16-14X?HO	7/16"	ANY	NC
7/16-20X?HO	7/16"	ANY	NF
1/2-13X?HO	1/2"	ANY	NC
1/2-20X?HO	1/2"	ANY	NF
5/8-11X?HO	5/8"	ANY	NC
5/8-18X?HO	5/8"	ANY	NF

ROUND STEMS

-.0625" [1.59mm] To Std OH

***	DIAMETER	LENGTH	TYPE
750X4	3/4"	4"	Plain
875X4	7/8"	4"	Plain
1.000X4	1"	4"	Plain

BOLT HOLES

-.0625" [1.59mm] To Std OH

***	DIAMETER
3/8HOLE	3/8"
7/16HOLE	7/16"
1/2HOLE	1/2"
5/8HOLE	5/8"



Bolt Hole

